
Evaluation Survey Methodology and Videos

Makerspace
for Inclusion



**Makerspaces4Inclusion
project over a period of two
years we will produce one
set of open educational
resources which are based
around the maker field and
digital fabrication.**

Who made this survey?

This survey has been made by the consortium of the European Project, Makerspace for Inclusion N° 2018-I-BE0S-KA205-002425, with the participation of the following associations:

Digijeunes (France), Timelab (Belgium), Horizonlab (Italy), Nod Makerspace (Romania), MakerConvent-Trànsit Projectes (Spain).

License

Creative Commons Atribución CC BY 2019
Makerspace for Inclusion Erasmus+
European Project N° 2018-I-BE0S-KA205-002425

This license lets others distribute, remix, tweak, and build upon your work, even commercially, as long as they credit you for the original creation.

Digital Edition

Survey about methodology and videos

Survey Educational making methodology and videos

How the survey has been built

Survey Educational making methodology and videos

The survey have 4 parts, a first focused on content, a second analyzing the relevance for the daily work, a third part to put a score, and the last one to identify who answer.

A first slot of questions have been written to be scored from 1 to 5, where 1 is “No” and 5 is “Yes”.

	1	2	3	4	5	
no, not at all	<input type="radio"/>	<input type="radio"/>	<input type="radio"/>	<input type="radio"/>	<input type="radio"/>	yes, very relevant

We write some direct questions with only two options, “Yes” or “No”.

yes

No

A serie of open questions to write a big explanation or a short answer.

A second slot of questions have been written to be scored from 1 to 10, where 1 is “Very dissatisfied” and 10 is “Very satisfied”.

1	2	3	4	5	6	7	8	9	10
<input type="radio"/>	<input type="radio"/>	<input type="radio"/>	<input type="radio"/>	<input type="radio"/>	<input type="radio"/>	<input type="radio"/>	<input type="radio"/>	<input type="radio"/>	<input type="radio"/>

Survey first part : Analyzing Content

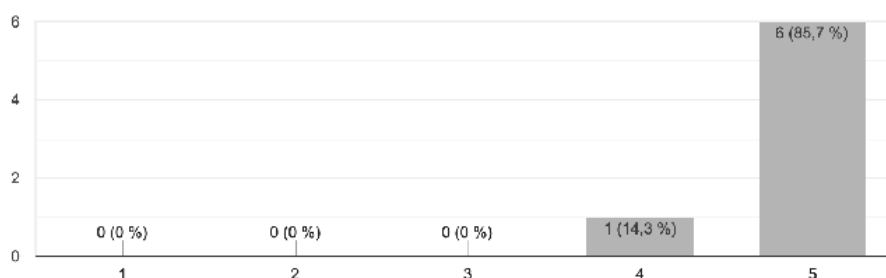
Survey Educational making methodology and videos

Is the message clear and interesting for you?

Is the message clear and interesting for you?



7 respuestas



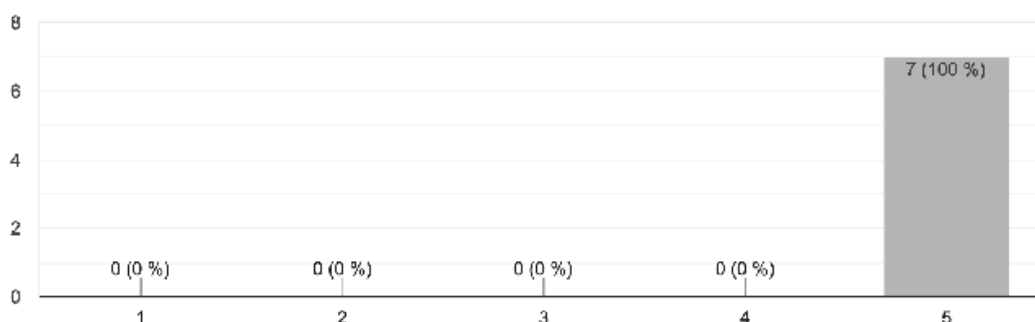
About this question the answers show the relevance of the clarity of the message. In this sense we can comment that there is consistency in the structure of the contents elaborated.

Is the information relevant for your activities?

Is the information relevant for your activities?



7 respuestas



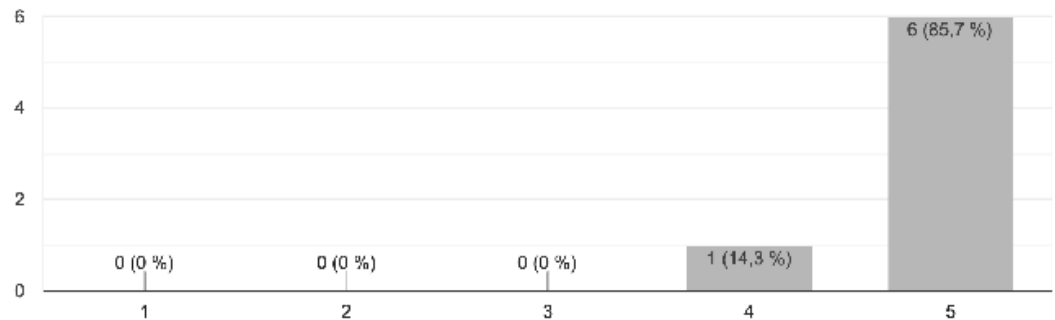
The answers to this question show how important and relevant the content is for everyone in our daily work.

Is the structure of the manual clearly presented?

Is the structure of the manual clearly presented?



7 respuestas



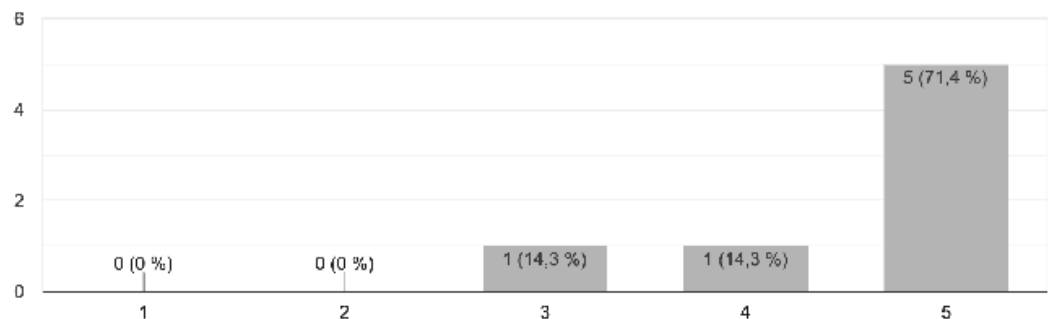
On this question, the answers show a consensus on the good structure of the content of the Methodological Guide. It can always be improved and as it is a guide it has to be reviewed and commented peer to peer.

Is the structure of the videos clearly presented?

Is the structure of the videos clearly presented?



7 respuestas



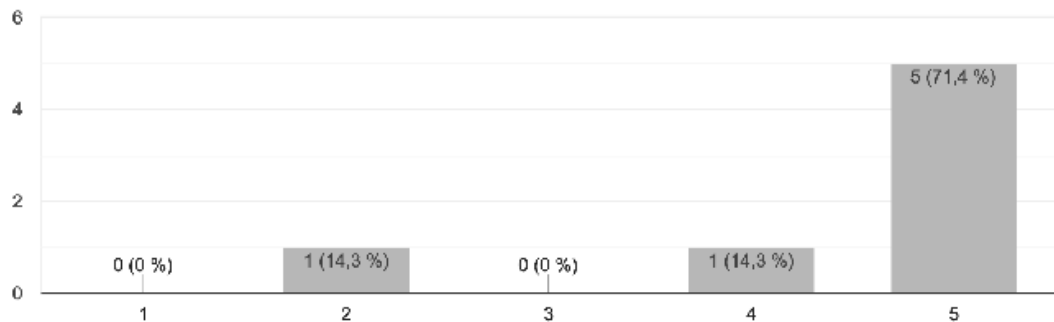
On this question, taking into account that we are halfway through the production of the videos, we can say that we agree on the suitability of the content of the videos.

Did the manual and videos answer your questions about making or inclusion?

Did the manual and videos answer your questions about making or inclusion?



7 respuestas

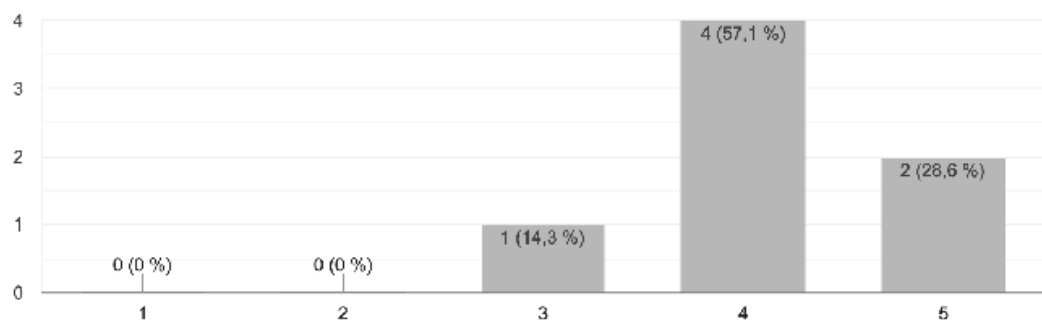


In this question, it is detected that there may be fears that they have not been dealt with in depth both in the methodology and in the videos. We will be able to deepen this analysis by asking what issues are still pending.

Did you learn something new?

Did you learn something new?

7 respuestas



At this point in the survey we detected that there are elements dealt with that are innovative and that contribute to our daily work.

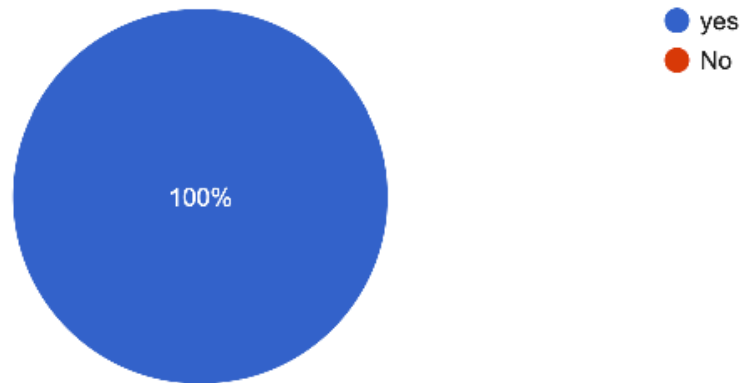
Survey second part : Relevance of the Content

Survey Educational making methodology and videos

Do you think you will use the manual in your work?

Do you think you will use the manual in your work?

7 respuestas



All the people who have responded believe that the Methodology Guide is relevant to their daily work.

Why not?

Why (not)?

7 respuestas

-
- Because it is relevant in the area of my work
- there s a lot of information all in one place, so it's handy to refer to the manual every now and then when designing activities, events, etc.
- It helps organizing activities and gives a full idea of what inclusion is in this context
- The manual is very clearly structured and very clearly written. It would be nice if every space where making activities are happening, has the manual. It is easy to go to the chapter they need. Especially the part about assessing learning education is very interesting.
- I believe education through making is effective and appealing.

The opinions for the use of the Methodological Guide are very positive and offer a vision for the future to be used in more maker spaces.

Do you have suggestions to improve the manual or videos?

Do you have suggestions to improve the manual or videos?

4 respuestas

The maker educational activities are growing i hope this can be updated in the future.

More information about methods for workig with groups of young people - methods to keep them engaged or encourgae them to work together

all good

The structure of the video's is a bit less clear. Ina tells the public what the topic of the video's is, but I think it would be good if it is also written in letters on the video and maybe already visible in the beginning of the video, especially when all eight video's will be ready.

Good proposals for improvement both in the videos and in the Guide that can be contemplated in future editions.

What other aspects of information would you like to be featured in the manual or videos?

What other aspects of information would you like to be featured in the manual or videos?

4 respuestas

Organizational aspects of the making activities.

I m looking forward to the video that will address inclusion more spceifically to see if enough details are provided there

A video about the learning assessment.

It might be helpful to include the activities as an annex.

Good proposals for outstanding content for future editions.

What potential difficulties might you encounter in using the manual?

What potential difficulties might you encounter in using the manual?

5 respuestas

It is quite general, so may not be particularly helpful in more specific situations.. is it worth going into more detail in our areas of expertise?

finding the items that are listed in the guide might be challenging

Probably it will be difficult to share in the local context because of the language.

Although the manual is very clearly structured, it is quite long. This might scare people. Putting the image of the different steps (very nicely designed) in the manual might be a nice way to see quickly what the steps are.

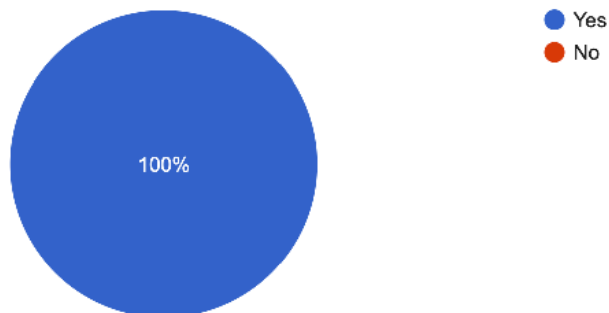
None

These tips on the difficulties of the Guide offer us the possibility of analysing the infographic element that accompanies it as the practical element that helps guide its reading.

Would you like to receive the doc in your language, printed for distribution in your network/space?

Would you like to receive the doc in your language, printed for distribution in your network/space?

7 respuestas



All the answers agree.

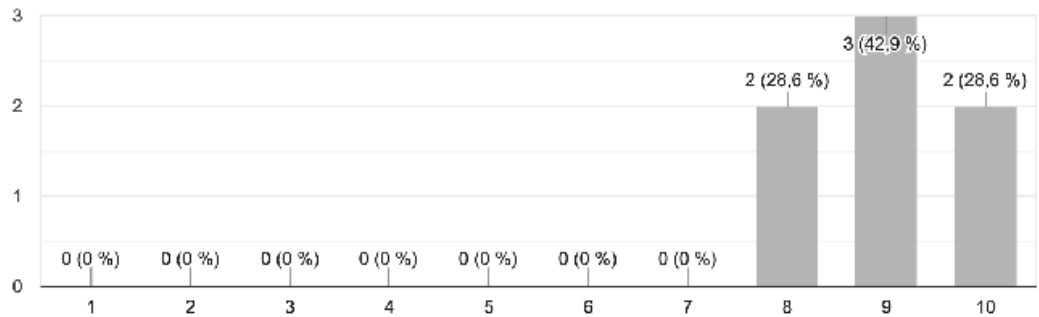
Survey third part : Score the Outputs

Survey Educational making methodology and videos

Give an overall score on the manual

give an overall score on the manual

7 respuestas

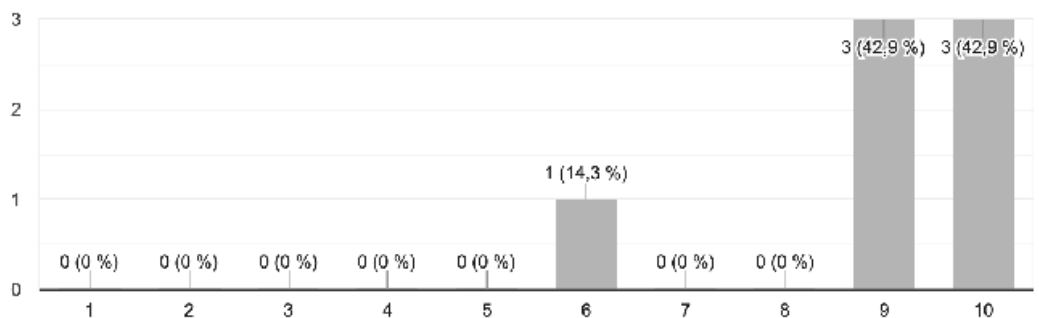


The score is high considering the suggested topics.

Give an overall score on the video 1

give an overall score on video 1

7 respuestas

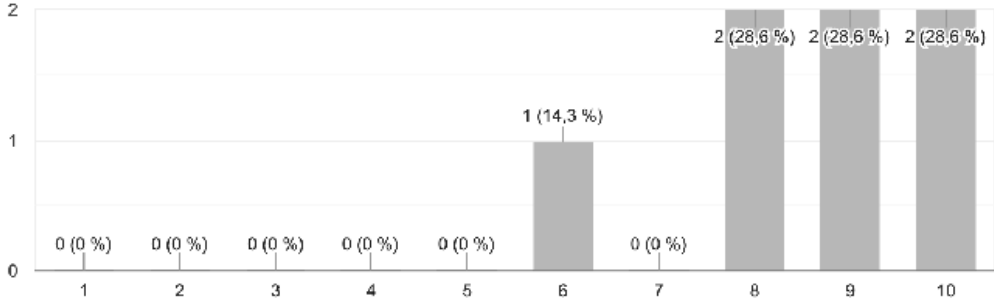


The score is high considering the suggested topics.

Give an overall score on the video 2

give an overall score on video 2

7 respuestas



The score is high considering the suggested topics.

Survey Conclusions

Survey Educational making methodology and videos

Conclusions

By analysing all the answers to the survey globally, we can conclude that the work done in the outputs of the Makerspace for Inclusion project has gone in the right direction.

It is complicated to make from scratch an element that includes all the items of an educational universe like Maker Education, but we have laid the foundations to be able to evolve some videos and a Guide so that they can include improvements and changes that can be produced in the future.

We have the door open on the web for comments and proposals for improvements:

<http://www.m4inclusion.com>

Makerspace for Inclusion

EU Project N° 2018-I-BE0S-KA205-002425



Digijeunes



HorizonLab



COFINANCED BY:

