

# Abitino



Inspired by the tradition of wearing devotional protection objects in different human cultures, Abitino is a poetical research project that questions the relationship we have with the objects and the meaning they have in our life. Playing with shape and scale, how can we braid a void shape or fill it with objects we have a connection with.

We chose this symbolic object as a means to create an ideal sacred space as a reflection on our relationship between human beings and objects. A 3D over sized organic escapulario installation creates a space where other objects or meanings could habit thus the title of the project. We explored the possibilities through different braiding techniques to design elaborated shapes in the space. The piece invites the audience to interact with the craft as a tool to build relationships and community.

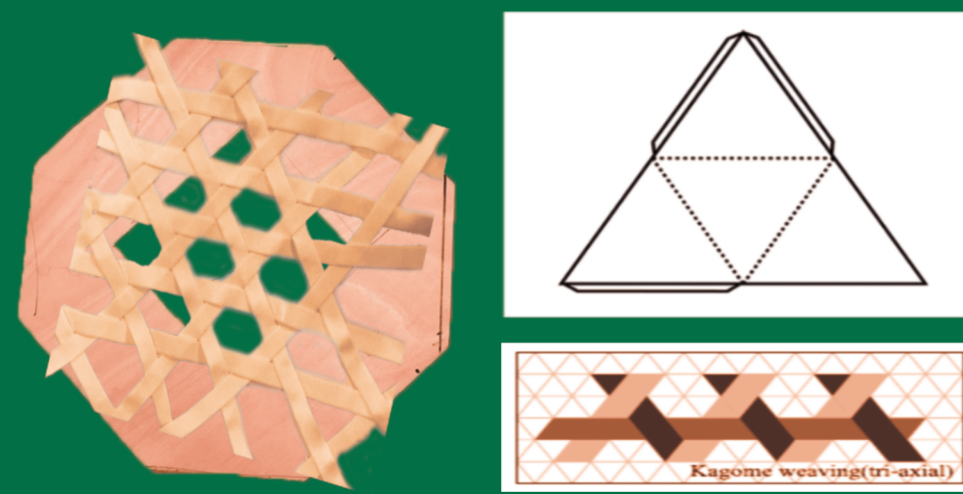
**\* ABITINO noun [dim. of abito]:**

A rectangular-shaped tiny cloth bag, associated with the organic shape of the placenta of which is the symbolic continuation. This object was hung around the infant's neck during the ceremony at the baptismal font and accompanied him throughout his life to protect him from evil forces, across different faiths such as pagans rituals and catholic religion. This object was particularly widespread in rural areas of southern Italy until the 1970s.


**\* ESCAPOLARIO [noun]:**

The devotional escapulario is derived from the monastic scapular, a piece of cloth that is part of the habit of some Catholic religious congregations, but is much smaller: it is two pieces of cloth joined by two long cords. This object is a symbol of syncretism between the catholic culture and afro descendent animistic cults of the african diaspora in the Americas for instance in the Vodou religion, Santería or the Brazilian Candomblé.

# DOCUMENTATION OF THE PROCESS




1.




2.



3.



4.



5.



6.

1. We started by asking ourselves how can we make braided shapes in the space, replacing the soul of the braid with a cherished object. We got inspired by the pyramid shape seen in an article that talks about mathematics and kumihimo. After a lot of thinking and several attempts the triaxal weaving seemed like a good solution to build up a 3D shape.

We thought next about making a wood loom in an octagone shape to better clip the ends to the wood. Using the triaxal weaving technique we made the pyramid sewing pattern in order to build the 3D shape.

2. We used some thread to keep the shape of the perimeter of the sewing triangle pattern in place. And used the leftover strands from the sides to create 4 hollow braids (light green, yellow, orange and pink) using the kumihimo technique and extending outwards the shape in an organic way. It keeps on growing.

**Reminder: these strands need to be multiples of 4.**

3. In order to develop our own 3D over size scapular shape, we started spontaneously braiding together, sharing the same kumihimo loom, knotting extra flat strands at the end to make the structure grow.

We soon noticed we would have to build some kind of stable, rotating device in order to make the collaborative kumihimo easier.

**Observation: The new born shape reveiled an organic character. It felt like it had a life of its own, seeking to be further developped in order to reviel it's own shape. This thing is kind of becoming a being with its four starting limbs. " It evoques an african mask, ritual costume vibe. " " The colors and shape remind me of an avocado. " "It looks like a heart with vessels. " There is an animistic connotation about it based on the physical characteristics (fluidity/rigidity ) of the material.**

4. Hereby the materials used to create the rotating kumihimo table.

**Observation: Would it be useful to see the progression of the braiding if the tube was translucent?**

5. Try out of the kumihimo table.

**Observation: We used the technique in which the strands were chasing each other.**

**It felt like a game table.**

**Black chases black, replacing each other, clock wise.**

**White chases white, replacing each other, anti clock wise.**

6. **Observation: This craft transmission tool can double itself into a small coffee table with a nice detail that reminds of the lace placed in the middle of the table.**